



# Deluxe Design Cover Selection

With your help, we can create the perfect cover to complement your **Custom Textbook** or **Original Works** title. To get the ball rolling, please print this form, fill it out, and fax it to **858.552.1422**.

**STEP 1: Select your image from the diverse selection at [depositphotos.com](http://depositphotos.com). (We will purchase the image and secure the necessary rights to reproduce the image for your book's cover.)**

- Go to <http://depositphotos.com/>
- From the homepage, use the search function to browse their collection of images (Tip: try a variety of search terms to generate a robust collection of options)
- Record the 7 digit identification number listed below the image you would like to use:

\_\_\_\_\_




- Provide a brief description of the image:

\_\_\_\_\_

**Note:** If you would like to provide us with your own image/photograph/artwork, your image must be:

- 300 dpi and to scale (for example, an 8.5" x 11" image would need to be 2,550 x 3,300 pixels)
- copyright cleared (An image that was created by you, or an image in the public domain)

**STEP 2: Select 1 of the 5 templates below. We will design 3 color options from the template that you choose. Also, if you would like a specific color for your cover, please let us know!**



Template A

Template B

Template C

Template D

Template E

**STEP 3: Select 1 of the 5 fonts below.**

Font A - Helvetica

FONT C - SERLIO

Font E - Monoline Script

Font B - Futura

FONT D - COPPERPLATE

**What's Next?** Using the image and template, we will create an initial proof of your cover which you will receive within 2 weeks after submitting your signed agreement and cover design selection. We gladly provide you with a total of 2 proof iterations to ensure that you're completely satisfied with your book's cover. (Extra iterations incur a design fee per hour.) If you have any questions, please don't hesitate to contact us!