



Premium Design Cover Selection

This upgrade adds only \$3.50 to the original price of each course pack, but gives your materials a unique, signature look. To get started, please print this form, fill it out, and fax to **858.552.1442**.

STEP 1: Fill out the information below as you would like it to be seen on the cover.

Course Description (e.g. - Introduction to Management)

Course Name / Number (e.g. - MGMT 160)

Course Instructor Name

Course University

Course Term and Year

Office Use Only:
SKU # _____

STEP 2: Select your image from the diverse selection at depositphotos.com. (We will purchase the image and secure the necessary rights to reproduce the image for your book's cover.)


- Go to <http://depositphotos.com>
- From the homepage, use the search function to browse their collection of images (Tip: try a variety of search terms to generate a robust collection of options)
- Record the 7 digit identification number listed below the image you would like to use:

- Provide a brief description of the image:


Note: If you would like to provide us with your own image/ photograph/artwork, your image must be:

- 300 dpi and to scale (for example, an 8.5" x 11" image would need to be 2,550 x 3,300 pixels)
- copyright cleared (An image that was created by you, or an image in the public domain)


STEP 3: Select 1 of the 3 templates below.



Template A



Template B



Template C

Note: We will choose colors that best complement your photo. However, if there is a color that you prefer us to use, please enter it here:

Color Preference (Optional)

What's Next? You will receive a proof of your cover within 2 weeks, and we gladly provide you with a total of 2 proof iterations to ensure that you're completely satisfied with your book's cover! (Extra iterations incur a design fee per hour.)